



Electric Screwdrivers

Products and Solutions for Assembly



About ASG

We are personally committed to understanding and exceeding the requirements of our internal and external customers and all other interested parties. We are committed to continuously improving our products, processes, and services.

We are dedicated to delivering products, services, and solutions on time and at a competitive value.

ASG, Division of Jergens, Inc. is an ISO 9001:2015 certified manufacturer, provider and service center for products and solutions focused around assembly. Since the 1970s, we have developed a first-class reputation unrivaled in the industry offering a wide range of world class products through our various world wide locations.

We offer a wide selection of products including: electric, pneumatic and manual torque control screwdrivers; torque and angle control precision fastening systems; automatic screw feeders and screw presenters; torque testers and calibration services; custom designed automation equipment as well as a full line of accessories.

ASG also offers a selection of value-added products and solutions including engineering and consulting services, financing, and extended protection and maintenance plans.



Industry Commitment

ASG is committed to the highest quality standards, ensuring that all processes and procedures are followed to produce the best products for our customers. We maintain ISO 9001:2015 certification for the manufacture, distribution, and service of assembly tools. Maintaining membership in key industry organizations in order to stay abreast of the most current industry trends and information is vital to serving our customers.



About HIOS®



HIOS® Inc. has specialized in the manufacture of screw tightening equipment since its establishment in 1970. HIOS® continues to develop business today while considering global environment and improving overall work efficiency. HIOS® aims to provide the highest quality while creating a comfortable working environment from the viewpoint of customers. They review the environment surrounding tightening operations from various aspects and try to improve it every day.

Assembly Product Group Reliable Performance



ASG Assembly features a wide range of products and solutions for general assembly. Featured in this product group: HIOS® premium brand electric torque control screwdrivers and accessories, ASG brand value engineered torque control screwdrivers and accessories, coordinating accessories, and general assembly workstation aides. With unsurpassed error-proofing, high reliability, durability and repeatability, ASG Assembly products ensure long life and ease of use.

Table of Contents

About ASG	2
About HIOS®	3
Assembly Product Group.....	3
Section 1: Brushless Electric Screwdrivers.....	4
Section 2: Brush Type Electric Screwdrivers	13
Section 3: Direct Plug-In Electric Screwdrivers.....	16
Section 4: ESD Safe Electric Screwdrivers	18
Section 5: ESD Safe Cleanroom Certified Electric Screwdrivers	21
Section 6: Soft Stop Shock Absorbing Clutch Type Electric Screwdrivers	22
Section 7: Automatic Reversing Electric Screwdrivers	23
Section 8: Electric Screwdriver Accessories.....	24
Section 9: Power Supplies for Electric Screwdrivers	29
Section 10: Tool Torque Charts.....	34
Section 11: Tool and Power Supply Schematics.....	38
Section 12: Warranty and Repair.....	39

Section 1: Brushless Electric Screwdrivers Premium Screwdrivers



HIOS® BL Series

- Brushless motor offers high performance and low maintenance, eliminates carbon dust for cleaner operation and provides longer tool life
- Internal torque adjustment
- All magnetic switches for long life and low maintenance
- All metal gears
- The screwdriver body uses an anti-static body case to prevent the generation of static electricity, suitable for the assembly of precision equipment and electronic parts
- Inline body style
- High speed rotation shortens the fastening time and improves work efficiency
- 4 mm drive type is a HIOS® drive (wing style)
- RoHS compliant and CE certified



BL-2000

BL-5000

BL-7000

Model Number	ASG Number	Operation	Torque Range		Speed (RPM)		Length		Weight	Drive Type	Power Supply	
			lbf.in	N.m	HI	LOW	mm	in.			HIOS®	OR PS-55
BL-2000	65512	Lever	0.18 - 1.8	0.02 - 0.2	990	650	172	6.8	0.6	4 mm	T-70BL	OR PS-55
BL-5000	64271	Lever/Push-to-Start	1.8 - 10.6	0.2 - 1.2	900	590	207	8.1	0.8	4 mm	T-70BL	OR PS-55
BL-5000	64275	Lever/Push-to-Start	1.8 - 10.6	0.2 - 1.2	900	590	207	8.1	0.8	1/4" Hex	T-70BL	OR PS-55
BL-7000	65505	Lever/Push-to-Start	6.2 - 24.8	0.7 - 2.8	960	630	239	9.4	1.4	5 mm	T-70BL	OR PS-55*
BL-7000	65504	Lever/Push-to-Start	6.2 - 24.8	0.7 - 2.8	960	630	239	9.4	1.4	1/4" Hex	T-70BL	OR PS-55*
BL-7000HT	65506	Lever/Push-to-Start	6.2 - 31.0	0.7 - 3.5	700	500	239	9.4	1.4	1/4" Hex	T-70BL	OR PS-55*

* up to 15 lbf.in (1.7 N.m)

Brushless Electric Screwdrivers Premium Screwdrivers



HIOS® BLG Series

- Brushless motor offers high performance and low maintenance, eliminates carbon dust for cleaner operation
- Economic design using proven features of the HIOS® BL and CL Series tools
- The screwdriver body uses an anti-static body case to prevent the generation of static electricity, suitable for the assembly of precision equipment and electronic parts
- Ergonomic construction, small and light weight
- Inline body style
- 4 mm drive type is a HIOS® drive (wing style)
- RoHS compliant and CE certified



BLG-4000

BLG-5000

Model Number	ASG Number	Operation	Torque Range		Speed (RPM)		Length		Weight	Drive Type	Power Supply	
			lbf.in	N.m	HI	LOW	mm	in.			HIOS®	OR PS-55
BLG-4000X	65560	Lever	0.9 - 4.9	0.1 - 0.55	1000	690	206	8.1	0.82	1/4" Hex	T-70BL	OR PS-55
BLG-4000	65561	Lever	0.9 - 4.9	0.1 - 0.55	1000	690	206	8.1	0.82	4 mm	T-70BL	OR PS-55
BLG-5000X	65562	Lever/Push-to-Start	1.8 - 10.6	0.2 - 1.2	1000	690	235	9.3	0.9	1/4" Hex	T-70BL	OR PS-55
BLG-5000	65563	Lever/Push-to-Start	1.8 - 10.6	0.2 - 1.2	1000	690	235	9.3	0.9	4 mm	T-70BL	OR PS-55
BLG-5000X-15	65564	Lever/Push-to-Start	2.7 - 8.85	0.3 - 1.0	1500	1000	235	9.3	0.9	1/4" Hex	T-70BL	OR PS-55
BLG-5000-15	65565	Lever/Push-to-Start	2.7 - 8.85	0.3 - 1.0	1500	1000	235	9.3	0.9	4 mm	T-70BL	OR PS-55
BLG-5000X-18	65670	Lever/Push-to-Start	4.4 - 13.3	0.5 - 1.5	1800	1200	235	9.3	0.9	1/4" Hex	T-70BL	OR PS-55
BLG-5000-18	65671	Lever/Push-to-Start	4.4 - 13.3	0.5 - 1.5	1800	1200	235	9.3	0.9	4 mm	T-70BL	OR PS-55
BLG-5000X-HT	65569	Lever/Push-to-Start	4.4 - 17.7	0.5 - 2.0	730	—	235	9.3	0.9	1/4" Hex	T-70BL	OR PS-55
BLG-5000-HT	65570	Lever/Push-to-Start	4.4 - 17.7	0.5 - 2.0	730	—	235	9.3	0.9	5 mm	T-70BL	OR PS-55

Brushless Electric Screwdrivers Premium Screwdrivers



HIOS® BLG OPC Series Compatible with Screw Counter

- Compatible with BLOP-STC3 (ASG #915865) counting power supply, BLOP-SC1 (ASG #65590) screw counter, and BLOP-SC3 (ASG #65591) mini screw counter
- Brushless motor offers high performance and low maintenance, eliminates carbon dust for cleaner operation
- Economic design using proven features of the HIOS® BL and CL Series tools
- The screwdriver body uses an anti-static body case to prevent the generation of static electricity, suitable for the assembly of precision equipment and electronic parts
- High speed rotation shortens the fastening time and improves work efficiency
- Inline body style
- 4 mm drive type is a HIOS® drive (wing style)
- RoHS compliant and CE certified

Configurable Options:



BLG-5000-OPC with BLOP-STC3 Power Supply



BLG-5000-OPC with BLOP-SC1 Counter and T-70 BL Power Supply



BLG-5000-OPC with BLOP-SC3 Counter and T-70 BL Power Supply

Model Number	ASG Number	Operation	Torque Range		Speed (RPM)		Drive Type	Counting Power Supply	Standard Power Supply ¹		
			lbf.in	N.m	HI	LOW			HIOS®	OR	ASG
BLG-4000X-OPC	65571	Lever	0.9 - 4.9	0.1 - 0.55	1000	690	1/4" Hex	BLOP-STC3	T-70BL	OR	PS-55
BLG-4000-OPC	65572	Lever	0.9 - 4.9	0.1 - 0.55	1000	690	4 mm	BLOP-STC3	T-70BL	OR	PS-55
BLG-5000X-OPC	65566	Lever/Push-to-Start	1.8 - 10.6	0.2 - 1.2	1000	690	1/4" Hex	BLOP-STC3	T-70BL	OR	PS-55
BLG-5000-OPC	65573	Lever/Push-to-Start	1.8 - 10.6	0.2 - 1.2	1000	690	4 mm	BLOP-STC3	T-70BL	OR	PS-55
BLG-5000X-OPC15	65574	Lever/Push-to-Start	2.7 - 8.85	0.3 - 1.0	1500	1000	1/4" Hex	BLOP-STC3	T-70BL	OR	PS-55
BLG-5000-OPC15	65575	Lever/Push-to-Start	2.7 - 8.85	0.3 - 1.0	1500	1000	4 mm	BLOP-STC3	T-70BL	OR	PS-55
BLG-5000X-OPC18	65672	Lever/Push-to-Start	4.4 - 13.3	0.5 - 1.5	1800	1200	1/4" Hex	BLOP-STC3	T-70BL	OR	PS-55
BLG-5000-OPC18	65673	Lever/Push-to-Start	4.4 - 13.3	0.5 - 1.5	1800	1200	4 mm	BLOP-STC3	T-70BL	OR	PS-55
BLG-5000X-OPCHT	65578	Lever/Push-to-Start	4.4 - 17.7	0.5 - 2.0	730	—	1/4" Hex	BLOP-STC3	T-70BL	OR	PS-55
BLG-5000-OPCHT	65579	Lever/Push-to-Start	4.4 - 17.7	0.5 - 2.0	730	—	5 mm	BLOP-STC3	T-70BL	OR	PS-55

¹ Must be used with BLOP-SC1(ASG #65590) or BLOP-SC3 (ASG #65591) Counter

Brushless Electric Screwdrivers Premium Screwdrivers



HIOS® BLG-BC1 Series with Built-In Screw Counter

- Brushless motor offers high performance and low maintenance, eliminates carbon dust for cleaner operation
- Economic design using proven features of the HIOS® BL and CL Series tools
- The screwdriver body uses an anti-static body case to prevent the generation of static electricity, suitable for the assembly of precision equipment and electronic parts
- 4 mm drive type is a HIOS® drive (wing style)
- Inline body style
- Integration of the screwdriver and the counter is optimal for space-saving operations
- Visual fastener count (up or down); including total count
- Detects and eliminates costly screw-fastening errors
- Detects cross threading, omission, unfinished rundowns and cycle complete
- Fastener accept and reject lights - Go/No Go
- RoHS compliant and CE certified



BLG-4000BC1



BLG-5000BC1

Model Number	ASG Number	Operation	Torque Range		Speed (RPM)		Length		Weight	Drive Type	Power Supply		
			lbf.in	N.m	HI	LOW	mm	in.			lb.	HIOS®	OR
BLG-4000XBC1	65580	Lever	0.9 - 4.9	0.1 - 0.55	1000	690	206	8.1	0.82	1/4" Hex	T-70BL	OR	PS-55
BLG-4000BC1	65581	Lever	0.9 - 4.9	0.1 - 0.55	1000	690	206	8.1	0.82	4 mm	T-70BL	OR	PS-55
BLG-5000XBC1	65582	Lever/Push-to-Start	1.8 - 10.6	0.2 - 1.2	1000	690	235	9.3	0.9	1/4" Hex	T-70BL	OR	PS-55
BLG-5000BC1	65583	Lever/Push-to-Start	1.8 - 10.6	0.2 - 1.2	1000	690	235	9.3	0.9	4 mm	T-70BL	OR	PS-55
BLG-5000XBC1-15	65584	Lever/Push-to-Start	2.7 - 8.85	0.3 - 1.0	1500	1000	235	9.3	0.9	1/4" Hex	T-70BL	OR	PS-55
BLG-5000BC1-15	65585	Lever/Push-to-Start	2.7 - 8.85	0.3 - 1.0	1500	1000	235	9.3	0.9	4 mm	T-70BL	OR	PS-55
BLG-5000XBC1-18	65674	Lever/Push-to-Start	4.4 - 13.3	0.5 - 1.5	1800	1200	235	9.3	0.9	1/4" Hex	T-70BL	OR	PS-55
BLG-5000BC1-18	65675	Lever/Push-to-Start	4.4 - 13.3	0.5 - 1.5	1800	1200	235	9.3	0.9	4 mm	T-70BL	OR	PS-55
BLG-5000XBC1-HT	65588	Lever/Push-to-Start	4.4 - 17.7	0.5 - 2.0	730	—	235	9.3	0.9	1/4" Hex	T-70BL	OR	PS-55
BLG-5000BC1-HT	65589	Lever/Push-to-Start	4.4 - 17.7	0.5 - 2.0	730	—	235	9.3	0.9	5 mm	T-70BL	OR	PS-55

Brushless Electric Screwdrivers Premium Screwdrivers



HIOS® BLG-BC2 Series with Built-In Screw Counter and Pulse Counter for Error Proofing

- Brushless motor offers high performance and low maintenance, eliminates carbon dust for cleaner operation
- Built-in screw counter and pulse counter
- Detects errors in screw fastening in real time with high accuracy by counting the pulse of the motor - complete error-proofing system built into the tool
- Identify installation errors and missing fasteners without relying on the experience of the operator
- 4 mm drive type is a HIOS® drive (wing style)
- Inline body style
- Easy, user friendly programming
- RoHS compliant and CE certified

Model Number	ASG Number	Operation	Torque Range		Speed (RPM)		Length		Weight	Drive Type	Power Supply	
			lbf.in	N.m	HI	LOW	mm	in.			lbf.	HIOS®
BLG-4000XBC2	65630	Lever	0.9 - 4.9	0.1 - 0.55	1000	690	206	8.1	0.82	1/4" Hex	T-70BL	OR PS-55
BLG-4000BC2	65631	Lever	0.9 - 4.9	0.1 - 0.55	1000	690	206	8.1	0.82	4 mm	T-70BL	OR PS-55
BLG-5000XBC2	65632	Lever/Push-to-Start	1.8 - 10.6	0.2 - 1.2	1000	690	235	9.3	0.9	1/4" Hex	T-70BL	OR PS-55
BLG-5000BC2	65633	Lever/Push-to-Start	1.8 - 10.6	0.2 - 1.2	1000	690	235	9.3	0.9	4 mm	T-70BL	OR PS-55
BLG-5000XBC2-15	65634	Lever/Push-to-Start	2.7 - 8.85	0.3 - 1.0	1500	1000	235	9.3	0.9	1/4" Hex	T-70BL	OR PS-55
BLG-5000BC2-15	65635	Lever/Push-to-Start	2.7 - 8.85	0.3 - 1.0	1500	1000	235	9.3	0.9	4 mm	T-70BL	OR PS-55
BLG-5000XBC2-18	65676	Lever/Push-to-Start	4.4 - 13.3	0.5 - 1.5	1800	1200	235	9.3	0.9	1/4" Hex	T-70BL	OR PS-55
BLG-5000BC2-18	65677	Lever/Push-to-Start	4.4 - 13.3	0.5 - 1.5	1800	1200	235	9.3	0.9	4 mm	T-70BL	OR PS-55
BLG-5000XBC2-HT	65638	Lever/Push-to-Start	4.4 - 17.7	0.5 - 2.0	730	—	235	9.3	0.9	1/4" Hex	T-70BL	OR PS-55
BLG-5000BC2-HT	65639	Lever/Push-to-Start	4.4 - 17.7	0.5 - 2.0	730	—	235	9.3	0.9	5 mm	T-70BL	OR PS-55

HIOS® BLG BC2 Series Accessories

ASG Number	ASG Number
65664	I/O Box for BLG-BC2 Series Tools
65665	I/O Cable for BLG-BC2 Series Tools



ASG #65664



ASG #65665

Brushless Electric Screwdrivers Premium Screwdrivers



HIOS® PG Series

- Clutch control, transducer monitored
- Automatically detects problems that are difficult to see such as insufficient torque, wrong thread joint, and cross-threaded screws
- Traceable torque data
- The screwdriver body uses an anti-static body case to prevent the generation of static electricity, suitable for the assembly of precision equipment and electronic parts
- Complete error-proofing system built into the tool
- 4 mm drive type is a HIOS® drive (wing style)
- RoHS compliant



PG-3000

PG-5000

Model Number	ASG Number	Operation	Torque Range		Speed (RPM)		Length		Weight	Drive Type	Power Supply	
			lbf.in	N.m	HI	LOW	mm	in.			lbf.	HIOS®
PG-3000	65740	Lever	1.8 - 4.9	0.2 - 0.55	980	680	245	9.6	0.8	4 mm	T-70BL	OR PS-55
PG-5000	65742	Lever	3.5 - 10.6	0.4 - 1.2	900	590	260	10.2	1.1	1/4" Hex	T-70BL	OR PS-55
PG-7000	65744	Lever	6.2 - 24.8	0.7 - 2.8	960	630	298	11.7	1.8	1/4" Hex	T-70BL	OR PS-55*

* up to 15 lbf.in (1.7 N.m)

HIOS® PG Series Accessories



ASG #65746

Control unit reads the data from the torque sensor and judges OK/NG in real time.

Brushless Electric Screwdrivers Standard Screwdrivers



ASG BTL Series

- Brushless motor offers high performance and low maintenance, eliminates carbon dust for cleaner operation
- Ergonomic design, small and light weight
- Internal speed adjustment
- BTL-02AQ and BTL-03AQ have vacuum attachment
- Inline body style
- 4 mm drive type is a HIOS® drive (wing style)
- Stable and accurate torque output



Model Number	ASG Number	Operation	Torque Range		Speed (RPM)		Length		Weight lb.	Drive Type	Power Supply
			lbf.in	N.m	HI	LOW	mm	in.			
BTL-02A	65648	Lever	0.18 - 1.3	0.02 - 0.15	750	100	180	7.1	0.5	4 mm	BTL-2A24
BTL-03A	65649	Lever	0.4 - 2.7	0.05 - 0.30	750	100	180	7.1	0.5	4 mm	BTL-2A24
BTL-02AQ	65660	Lever	0.18 - 1.3	0.02 - 0.15	750	100	180	7.1	0.5	4 mm	BTL-2A24
BTL-03AQ	65661	Lever	0.4 - 2.7	0.05 - 0.30	750	100	180	7.1	0.5	4 mm	BTL-2A24
BTL-05	65650	Lever	0.4 - 4.9	0.05 - 0.55	1000	—	210	8.3	0.9	1/4" Hex	BTL-5A
BTL-10	65651	Lever	0.9 - 10.6	0.1 - 1.2	1000	—	210	8.3	0.9	1/4" Hex	BTL-5A
BTL-15	65652	Lever	1.8 - 15.9	0.2 - 1.8	850	—	210	8.3	0.9	1/4" Hex	BTL-5A
BTL-20	65662	Lever/Push-to-Start	2.7 - 17.7	0.3 - 2.0	950	100	290	11.4	1.6	1/4" Hex	BTL-5A
BTL-30	65663	Lever/Push-to-Start	4.4 - 26.5	0.5 - 3.0	950	100	290	11.4	1.6	1/4" Hex	BTL-5A

Brushless Electric Screwdrivers Standard Screwdrivers



ASG TLB-C Series

- Brushless motor offers high performance and low maintenance, eliminates carbon dust for cleaner operation
- Durable, compact, lightweight, quiet, and easy to operate
- External torque adjustment
- Accurate torque control
- High efficiency
- Power supplies available with integrated screw counter
- CE certified



Model Number	ASG Number	Body Style	Operation	Torque Range		Speed (RPM)		Drive Type	Power Supply	
				lbf.in	N.m	HI	LOW		Standard	OR Counting
TLB-C203LS	68689	Inline	Lever	0.18 - 3.0	0.02 - 0.34	370	260	4 mm	TLB-PS61	OR TLB-PS61-C
TLB-C210L	68608	Inline	Lever	0.9 - 8.7	0.1 - 0.98	1000	700	1/4" Hex	TLB-PS61	OR TLB-PS61-C
TLB-C412L	68609	Inline	Lever	1.32 - 10.4	0.15 - 1.18	1000	700	1/4" Hex	TLB-PS61	OR TLB-PS61-C
TLB-C412PH	68610	Inline	Push-to-Start	1.8 - 10.4	0.2 - 1.18	2000	1400	1/4" Hex	TLB-PS61	OR TLB-PS61-C
TLB-C419L	68621	Inline	Lever	2.6 - 16.5	0.29 - 1.86	1000	700	1/4" Hex	TLB-PS61	OR TLB-PS61-C
TLB-C419P	68622	Inline	Push-to-Start	2.6 - 16.5	0.29 - 1.86	1000	700	1/4" Hex	TLB-PS61	OR TLB-PS61-C
TLB-C630L	68673	Inline	Lever	8.7 - 26.0	0.98 - 2.94	1000	750	1/4" Hex	TLB-PS801	OR TLB-PS801-C
TLB-C630P	68674	Inline	Push-to-Start	8.7 - 26.0	0.98 - 2.94	1000	750	1/4" Hex	TLB-PS801	OR TLB-PS801-C
TLB-C960PG	68686	Pistol Grip	Trigger	17.7 - 53.1	2.0 - 6.0	1000	750	1/4" Hex	TLB-PS801	OR TLB-PS801-C
TLB-C990PG	68687	Pistol Grip	Trigger	26.6 - 79.7	3.0 - 9.0	800	600	1/4" Hex	TLB-PS801	OR TLB-PS801-C
TLB-C990L	68682	Inline	Lever	26.6 - 79.7	3.0 - 9.0	800	600	1/4" Hex	TLB-PS801	OR TLB-PS801-C
TLB-C990P	68683	Inline	Push-to-Start	26.6 - 79.7	3.0 - 9.0	800	600	1/4" Hex	TLB-PS801	OR TLB-PS801-C
TLB-C9120L	68684	Inline	Lever	35.4 - 106.2	4.0 - 12.0	550	410	1/4" Hex	TLB-PS801	OR TLB-PS801-C
TLB-C9120P	68685	Inline	Push-to-Start	35.4 - 106.2	4.0 - 12.0	550	410	1/4" Hex	TLB-PS801	OR TLB-PS801-C
TLB-C9180PGW	68688	Pistol Grip	Trigger	53.1 - 159.3	6.0 - 18.0	350	260	3/8" Square	TLB-PS801	OR TLB-PS801-C
TLB-C9180PW	68691	Inline	Push-to-Start	53.1 - 159.3	6.0 - 18.0	350	260	3/8" Square	TLB-PS801	OR TLB-PS801-C
TLB-C9180LW	68692	Inline	Lever	53.1 - 159.3	6.0 - 18.0	350	260	3/8" Square	TLB-PS801	OR TLB-PS801-C

Brushless Electric Screwdrivers Standard Screwdrivers



ASG TLB-D Series with Built-In Screw Counter

- Brushless motor offers high performance and low maintenance, eliminates carbon dust for cleaner operation
- Strong power performance
- External torque adjustment
- Easy to operate
- Inline body style
- Highly efficient
- Built-in screw counter with panel to show set value and set screw number
- CE certified



TLB-D630LH



TLB-D630PH



TLB-PS-61 (ASG #68634)



TLB-PS801 (ASG #68638)

Model Number	ASG Number	Operation	Torque Range		Speed (RPM)		Length		Weight	Drive Type	Power Supply
			lbf.in	N.m	HI	LOW	mm	in.			
TLB-D412L	68602	Lever	1.32 - 10.4	0.15 - 1.18	2000	1400	273	10.75	1.32	1/4" Hex	TLB-PS61
TLB-D412P	68605	Push-to-Start	1.8 - 10.4	0.2 - 1.18	2000	1400	275	10.8	1.32	1/4" Hex	TLB-PS61
TLB-D419L	68623	Lever	2.6 - 16.5	0.29 - 1.86	1000	700	273	10.75	1.32	1/4" Hex	TLB-PS61
TLB-D630L	68603	Lever	8.7 - 26.0	0.98 - 2.94	2000	1500	303	11.9	1.9	1/4" Hex	TLB-PS801
TLB-D630P	68606	Push-to-Start	8.7 - 26.0	0.98 - 2.94	2000	1500	306	12.0	1.9	1/4" Hex	TLB-PS801
TLB-D650L	68604	Lever	17.3 - 43.4	1.96 - 4.9	1000	750	303	11.9	1.9	1/4" Hex	TLB-PS801
TLB-D650P	68607	Push-to-Start	17.3 - 43.4	1.96 - 4.9	1000	750	306	12.0	1.9	1/4" Hex	TLB-PS801

Section 2: Brush Type Electric Screwdrivers Premium Screwdrivers



HIOS® CL Series

- Brush type motor offers proven performance
- Inline body style
- External torque adjustment
- 4 mm drive type is a HIOS® drive (wing style)
- Tamper proof torque locking nuts available
- Low RPM models for low speed applications
- CE certified



CL-2000



CL-4000



CL-6500



CL-9000-PS

Model Number	ASG Number	Operation	Torque Range		Speed (RPM)		Length		Weight	Drive Type	Power Supply	
			lbf.in	N.m	HI	LOW	mm	in.			lb.	HIOS® OR
CL-2000	64107	Lever	0.18 - 1.8	0.02 - 0.2	680	490	166	6.5	0.4	4 mm	CLT-60 OR	PS-55C
CL-3000	64109	Lever	0.27 - 1.8	0.03 - 0.2	1000	670	183	7.2	0.8	4 mm	CLT-60 OR	PS-55C
CL-4000	64110	Lever	0.9 - 4.9	0.1 - 0.55	1000	690	197	7.75	0.84	1/4" Hex	CLT-60 OR	PS-55C
CL-4000	64111	Lever	0.9 - 4.9	0.1 - 0.55	1000	690	197	7.75	0.84	4 mm	CLT-60 OR	PS-55C
CL-6000	64116	Lever	1.8 - 8.85	0.2 - 1.0	800	500	220	8.7	1.3	1/4" Hex	CLT-60 OR	PS-55
CL-6000	64106	Lever	1.8 - 8.85	0.2 - 1.0	800	500	220	8.7	1.3	5 mm	CLT-60 OR	PS-55
CL-6000-PS	64200	Push-to-Start	1.8 - 8.85	0.2 - 1.0	800	500	220	8.7	1.3	1/4" Hex	CLT-60 OR	PS-55
CL-6000*	64257	Lever	1.8 - 8.85	0.2 - 1.0	104	70	220	8.7	1.3	1/4" Hex	CLT-60 OR	PS-55
CL-6500	64121	Lever	2.7 - 14.2	0.3 - 1.6	900	600	235	9.25	1.5	1/4" Hex	CLT-60 OR	PS-55
CL-6500	64118	Lever	2.7 - 14.2	0.3 - 1.6	900	600	235	9.25	1.5	5 mm	CLT-60 OR	PS-55
CL-6500-PS	64120	Push-to-Start	2.7 - 14.2	0.3 - 1.6	900	600	235	9.25	1.5	1/4" Hex	CLT-60 OR	PS-55
CL-6500*	64268	Lever	2.7 - 14.2	0.3 - 1.6	116	75	235	9.25	1.5	1/4" Hex	CLT-60 OR	PS-55
CL-7000	64126	Lever	2.7 - 22.1	0.3 - 2.5	750	—	255	10.0	1.7	1/4" Hex	CLT-60	—
CL-7000	64117	Lever	2.7 - 22.1	0.3 - 2.5	750	—	255	10.0	1.7	5 mm	CLT-60	—
CL-7000-PS	64125	Push-to-Start	2.7 - 22.1	0.3 - 2.5	750	—	255	10.0	1.7	1/4" Hex	CLT-60	—
CL-7000HT	64129	Lever	2.7 - 22.1	0.3 - 2.5	480	—	255	10.0	1.7	1/4" Hex	CLT-60	—
CL-7000*	64269	Lever	2.7 - 22.1	0.3 - 2.5	96	60	255	10.0	1.7	1/4" Hex	CLT-60	—
CL-9000-PS	64138	Push-to-Start	10.6 - 44.3	1.2 - 5.0	530	—	250	9.8	6.6	1/4" Hex	CLT-80	—
CL-9000-PS-HT	64139	Push-to-Start	10.6 - 70.8	1.2 - 8.0	330	—	250	9.8	6.6	1/4" Hex	CLT-80	—

* Slow Speed Models

Brush Type Electric Screwdrivers Premium Screwdrivers



HIOS® A Series

- Brush type motor offers proven performance
- Inline body style
- Rare earth magnet motor for high performance
- External torque adjustment
- Tamper proof torque locking nuts available
- Powerful high speed motor improves productivity
- 4 mm drive type is a HIOS® drive (wing style)
- RoHS compliant and CE certified



A-4500



A-6500



CLT-60 (ASG #65520)



PS-55 (ASG #65700)

Model Number	ASG Number	Operation	Torque Range		Speed (RPM)		Length		Weight lb.	Drive Type	Power Supply	
			lbf.in	N.m	HI	LOW	mm	in.			HIOS® OR	ASG
A-4500	64112	Lever	3.5 - 7.1	0.4 - 0.8	1700	1200	207	8.1	1.0	4 mm	CLT-60 OR	PS-55
A-4500	64113	Lever	3.5 - 7.1	0.4 - 0.8	1700	1200	207	8.1	1.0	1/4" Hex	CLT-60 OR	PS-55
A-5000	64281	Lever	3.5 - 10.6	0.4 - 1.2	1000	700	207	8.1	1.0	1/4" Hex	CLT-60 OR	PS-55
A-5000	64280	Lever	3.5 - 10.6	0.4 - 1.2	1000	700	207	8.1	1.0	4 mm	CLT-60 OR	PS-55
A-6500	64124	Lever	4.4 - 16.0	0.5 - 1.8	1700	—	235	9.25	1.5	1/4" Hex	CLT-60 OR	PS-55*
A-6500HT	64284	Lever	4.4 - 31.0	0.5 - 3.5	750	—	235	9.25	1.5	1/4" Hex	CLT-60 OR	PS-55*
A-6500-PS	64119	Push-to-Start	4.4 - 16.0	0.5 - 1.8	1700	—	235	9.25	1.5	1/4" Hex	CLT-60 OR	PS-55*

* up to 15 lbf.in (1.7 N.m)

Brush Type Electric Screwdrivers Standard Screwdrivers



ASG TL Series

- Automatically stops when pre-set torque is reached
- Balanced ergonomic design
- Lightweight
- Reduced vibration and noise
- Low voltage DC operation
- Economical design with proven performance
- 4 mm drive type is a HIOS® drive (wing style)
- Tamper proof torque locking nuts available
- Inline body style



TL-3000



TL-6500



PS-55 (ASG #65700)

Model Number	ASG Number	Operation	Torque Range		Speed (RPM)		Length		Weight lb.	Drive Type	Power Supply
			lbf.in	N.m	HI	LOW	mm	in.			
TL-3000	65601	Lever	0.4 - 2.2	0.05 - 0.25	1000	700	210	8.3	0.68	1/4" Hex	PS-55
TL-3000	65602	Lever	0.4 - 2.2	0.05 - 0.25	1000	700	210	8.3	0.68	4 mm	PS-55
TL-6500	65605	Lever	1.8 - 17.7	0.2 - 2.0	700	450	200	7.9	0.7	1/4" Hex	PS-55
TL-6500	65607	Lever	1.8 - 17.7	0.2 - 2.0	700	450	200	7.9	0.7	5 mm	PS-55

Section 3: Direct Plug-In Electric Screwdrivers Premium Screwdrivers



HIOS® VB, VBH, VZ and VZH Series

- Brushless (VB Series) and brush type (VZ Series) motor offers high performance
- Inline body style
- 110 VAC
- Intended for a duty cycle of 0.5 seconds on, 3.5 seconds off
- RoHS compliant



VB-1820 Lever Start



VZ-1820 Push-to-Start

Model Number	ASG Number	Brush Type	Operation	Torque Range		Speed (RPM)		Length		Weight lb.	Drive Type
				lbf.in	N.m	HI	LOW	mm	in.		
VB-1820	65516	Brushless	Lever	3.5 - 16.0	0.4 - 1.8	2000	—	263	10.4	1.7	1/4" Hex
VB-1820-PS	65518	Brushless	Push-to-Start	3.5 - 16.0	0.4 - 1.8	2000	—	286	11.3	1.7	1/4" Hex
VBH-1820	65678	Brushless	Lever	26.6 - 70.8	3.0 - 8.0	470	—	343	13.5	4.2	1/4" Hex
VB-3012	65517	Brushless	Lever	4.4 - 26.6	0.5 - 3.0	1200	—	263	10.4	1.7	1/4" Hex
VB-3012-PS	65519	Brushless	Push-to-Start	4.4 - 26.6	0.5 - 3.0	1200	—	286	11.3	1.7	1/4" Hex
VBH-3012	65679	Brushless	Lever	35.4 - 88.5	4.0 - 10.0	270	—	343	13.5	4.2	1/4" Hex
VB-4504	65521	Brushless	Lever	8.85 to 39.8	1.0 - 4.5	400	—	263	10.4	1.7	1/4" Hex
VB-4504-PS	65523	Brushless	Push-to-Start	8.85 to 39.8	1.0 - 4.5	400	—	286	11.3	1.7	1/4" Hex
VZ-1820	64222	Brush	Lever	3.5 - 16.0	0.4 - 1.8	2000	—	276	10.9	1.5	1/4" Hex
VZ-1820-PS	64223	Brush	Push-to-Start	3.5 - 16.0	0.4 - 1.8	2000	—	280	11.0	1.5	1/4" Hex
VZH-1820	65680	Brush	Lever	26.6 - 70.8	3.0 - 8.0	470	—	361	14.2	4.0	1/4" Hex
VZ-3012	64224	Brush	Lever	8.0 - 26.6	0.9 - 3.0	1200	—	276	10.9	1.5	1/4" Hex
VZ-3012-PS	64225	Brush	Push-to-Start	8.0 - 26.6	0.9 - 3.0	1200	—	280	11.0	1.5	1/4" Hex
VZ-3012LT	64267	Brush	Lever	3.5 - 16.0	0.4 - 1.8	1200	—	276	10.9	1.5	1/4" Hex
VZ-3012LT-PS	64266	Brush	Push-to-Start	3.5 - 16.0	0.4 - 1.8	1200	—	280	11.0	1.5	1/4" Hex
VZH-3012	65681	Brush	Lever	35.4 - 88.5	4.0 - 10.0	270	—	361	14.2	4.0	1/4" Hex
VZ-4506	64238	Brush	Lever	8.85 - 39.8	1.0 - 4.5	600	—	276	10.9	1.5	1/4" Hex
VZ-4506-PS	64239	Brush	Push-to-Start	8.85 - 39.8	1.0 - 4.5	600	—	280	11.0	1.5	1/4" Hex

Direct Plug-In Electric Screwdrivers Standard Screwdrivers



ES-2001

ASG ES Series

- Brush type motor offers high performance
- Inline body style
- Economical cushion (ratchet) clutch
- 110 VAC
- Warning light alerts an operator when to change the carbon brush
- Intended for a duty cycle of 0.5 seconds on, 3.5 seconds off
- CE certified

Model Number	ASG Number	Operation	Torque Range		Speed (RPM)		Length		Weight lb.	Drive Type
			lbf.in	N.m	HI	LOW	mm	in.		
ES-2001	65532	Lever	0.9 - 10.4	0.1 - 1.17	1000	—	228	9.0	1.0	1/4" Hex

Section 4: ESD Safe Electric Screwdrivers Premium Screwdrivers



HIOS® BL-ESD Series

- Brushless motor offers high performance and low maintenance, eliminates carbon dust for cleaner operation
- Anti-electrostatic plastic material used in manufacture of the body case, cord, and switches and lever
- All magnetic switches for long life and low maintenance, all metal gears
- 4 mm drive type is a HIOS® drive (wing style)
- Inline body style
- High speed rotation shortens the fastening time and improves work efficiency
- RoHS compliant and CE certified

Model Number	ASG Number	Operation	Torque Range		Speed (RPM)		Length		Weight lb.	Drive Type	Power Supply	
			lbf.in	N.m	HI	LOW	mm	in.			HIOS® OR ASG	HIOS® OR ASG
BL-2000	65512	Lever	0.18 - 1.8	0.02 - 0.2	990	650	172	6.8	0.6	4 mm	T-70BL OR PS-55	
BL-5000-ESD	65500	Lever/Push-to-Start	1.8 - 10.6	0.2 - 1.2	900	590	207	8.1	0.8	4 mm	T-70BL OR PS-55	
BL-5000-ESD	65501	Lever/Push-to-Start	1.8 - 10.6	0.2 - 1.2	900	590	207	8.1	0.8	1/4" Hex	T-70BL OR PS-55	
BL-7000-ESD	65509	Lever/Push-to-Start	6.2 - 24.8	0.7 - 2.8	960	630	239	9.4	1.4	1/4" Hex	T-70BL OR PS-55*	
BL-7000HT-ESD	65510	Lever/Push-to-Start	6.2 - 31.0	0.7 - 3.5	700	500	239	9.4	1.4	1/4" Hex	T-70BL OR PS-55*	

* up to 15 lbf.in (1.7 N.m)



HIOS® SS-ESD Series

- BL-2000SS has a brushless motor, other SS models are brush type
- Anti-electrostatic plastic material used in manufacture of the body case, cord, and switches and lever
- Soft stop shock absorbing clutch
- Full torque in reverse
- 4 mm drive type is a HIOS® drive (wing style)
- Inline body style

Model Number	ASG Number	Operation	Torque Range		Speed (RPM)		Length		Weight lb.	Drive Type	Power Supply	
			lbf.in	N.m	HI	LOW	mm	in.			HIOS® OR ASG	HIOS® OR ASG
BL-2000SS	65513	Lever	0.18 - 1.8	0.02 - 0.20	990	650	172	6.8	0.56	4 mm	T-70BL OR PS-55	
SS-3000-ESD	64277	Lever	0.18 - 1.8	0.02 - 0.20	1000	670	183	7.2	0.8	4 mm	CLT-60 OR PS-55	
SS-4000-ESD	64278	Lever	0.9 - 4.0	0.10 - 0.45	1000	690	197	7.8	0.9	1/4" Hex	CLT-60 OR PS-55	
SS-4000-ESD	64279	Lever	0.9 - 4.0	0.10 - 0.45	1000	690	197	7.8	0.9	4 mm	CLT-60 OR PS-55	
SS-6500-ESD	64288	Lever	2.2 - 11.5	0.25 - 1.3	900	600	235	9.3	1.5	1/4" Hex	CLT-60 OR PS-55	
SS-7000-ESD	64289	Lever	2.7 - 17.7	0.3 - 2.0	750	—	255	10.0	1.7	1/4" Hex	CLT-60	—

ESD Safe Electric Screwdrivers Premium Screwdrivers



CL-6500-ESD

HIOS® CL and A ESD Series

- Brush type motor offers proven performance
- Anti-electrostatic plastic material used in manufacture of the body case, cord, and switches and lever
- External torque adjustment
- 4 mm drive type is a HIOS® drive (wing style)
- Inline body style
- A Series powerful high speed motor improves productivity

Model Number	ASG Number	Operation	Torque Range		Speed (RPM)		Length		Weight lb.	Drive Type	Power Supply	
			lbf.in	N.m	HI	LOW	mm	in.			HIOS® OR ASG	HIOS® OR ASG
CL-3000-ESD	64213	Lever	0.27 - 1.8	0.03 - 0.2	1000	670	183	7.2	0.8	4 mm	CLT-60 OR PS-55C	
CL-4000-ESD	64296	Lever	0.9 - 4.9	0.1 - 0.55	1000	690	197	7.75	0.84	1/4" Hex	CLT-60 OR PS-55C	
CL-6500-ESD	64300	Lever	2.7 - 14.2	0.3 - 1.6	900	600	235	9.25	1.5	1/4" Hex	CLT-60 OR PS-55	
A-6500-ESD	915817	Lever	4.4 - 16.0	0.5 - 1.8	1700	—	235	9.25	1.5	1/4" Hex	CLT-60 OR PS-55*	

* up to 15 lbf.in (1.7 N.m)

ESD Safe Electric Screwdrivers Standard Screwdrivers



TLB-C203L-ESD

TLB-C419L-ESD

ASG TLB-ESD Series

- Brushless motor offers high performance and low maintenance
- ESD (electrostatic discharge) housing
- Durable high power to weight design
- TLB-D Series has built-in screw counter
- Inline body style

Model Number	ASG Number	Operation	Torque Range		Speed (RPM)		Length		Weight lb.	Drive Type	Power Supply	
			lbf.in	N.m	HI	LOW	mm	in.			Standard OR Counting	Standard OR Counting
TLB-C230L-ESD	68670	Lever	0.18 - 3.0	0.02 - 0.34	1000	700	205	8.5	0.75	1/4" Hex	TLB-PS61 OR TLB-PS61-C	
TLB-C419L-ESD	68671	Lever	2.6 - 16.5	0.29 - 1.86	1000	700	240	9.45	1.2	1/4" Hex	TLB-PS61 OR TLB-PS61-C	
TLB-C419P-ESD	68672	Push-to-Start	2.6 - 16.5	0.29 - 1.86	1000	700	240	9.45	1.2	1/4" Hex	TLB-PS61 OR TLB-PS61-C	
TLB-D419L-ESD	68624	Lever	2.6 - 16.5	0.29 - 1.86	1000	700	273	10.75	1.32	1/4" Hex	TLB-PS61	—

ESD Safe Electric Screwdrivers Standard Screwdrivers



TL-3000 ESD TL-6500 ESD

ASG TL-ESD Series

- Brush type motor offers proven performance
- External torque adjustment
- Automatically stops when pre-set torque is reached
- Reduced vibration and noise
- Tamper proof torque locking nuts available
- ESD (electrostatic discharge) housing
- 4 mm drive type is a HIOS® drive (wing style)
- Inline body style

Model Number	ASG Number	Operation	Torque Range		Speed (RPM)		Length		Weight lb.	Drive Type	Power Supply
			lbf.in	N.m	HI	LOW	mm	in.			
TL-3000-ESD	65603	Lever	0.4 - 2.2	0.05 - 0.25	1000	700	210	8.3	0.68	1/4" Hex	PS-55
TL-3000-ESD	65604	Lever	0.4 - 2.2	0.05 - 0.25	1000	700	210	8.3	0.68	4 mm	PS-55
TL-6500-ESD	65606	Lever	1.8 to 17.7	0.2 to 2.0	700	450	200	7.9	0.7	1/4" Hex	PS-55
TL-6500-ESD	65608	Lever	1.8 to 17.7	0.2 to 2.0	700	450	200	7.9	0.7	5 mm	PS-55



AC-1120 ED-3001PSESD

ASG Direct Plug-In ESD Series

- Direct plug-in 110 VAC power
- ESD (electrostatic discharge) housing
- Selectable lever/push-to-start or push-to-start only for AC Series
- Patented disk brake to prevent sparking on ED-3001PSESD model
- Intended for a duty cycle of 0.5 seconds on, 3.5 seconds off
- Inline body style

Model Number	ASG Number	Operation	Torque Range		Speed (RPM)		Length		Weight lb.	Drive Type
			lbf.in	N.m	HI	LOW	mm	in.		
ED-3001PSESD	65530	Push-to-Start	1.8 - 10.6	0.2 - 1.2	1000	—	237	9.3	2.4	1/4" Hex
AC-1110	65540	Lever/Push-to-Start	1.8 - 8.9	0.2 - 1.0	1000	—	254	10.0	2.3	1/4" Hex
AC-1120	65541	Lever/Push-to-Start	2.7 - 17.7	0.3 - 2.0	1000	—	254	10.0	2.3	1/4" Hex
AC-1120HS	65542	Lever/Push-to-Start	3.5 - 17.7	0.4 - 2.0	2200	—	254	10.0	2.3	1/4" Hex
AC-1130	65543	Lever/Push-to-Start	3.5 - 26.0	0.4 - 3.0	1000	—	254	10.0	2.3	1/4" Hex
AC-1155	65544	Lever/Push-to-Start	8.9 - 48.7	1.0 - 5.5	400	—	267	10.5	4	1/4" Hex

Section 5: ESD Safe Cleanroom Certified Electric Screwdrivers Premium Screwdrivers

HIOS® SSCR-ESD Series

- Combines all features of cleanroom screwdrivers, shock-absorbing screwdrivers and ESD safe class 100 cleanroom screwdrivers
- Brush type motor offers proven performance
- Low impact soft stop clutches
- External torque adjustment
- 4 mm drive type is a HIOS® drive (wing style)
- Inline body style
- RoHS compliant and CE certified



SSCR-3000-ESD SSCR-4000-ESD SSCR-6500-ESD

Model Number	ASG Number	Operation	Torque Range		Speed (RPM)		Length		Weight lb.	Drive Type	Power Supply	
			lbf.in	N.m	HI	LOW	mm	in.			HIOS	OR ASG
SSCR-3000-ESD	64291	Lever	0.18 - 1.8	0.02 - 0.2	1000	670	183	7.2	0.8	4 mm	CLT-60	OR PS-55C
SSCR-4000-ESD	64292	Lever	0.9 - 4.0	0.1 - 0.45	1000	690	197	7.8	0.9	1/4" Hex	CLT-60	OR PS-55C
SSCR-4000-ESD	64293	Lever	0.9 - 4.0	0.1 - 0.45	1000	690	197	7.8	0.9	4 mm	CLT-60	OR PS-55C
SSCR-6500-ESD	64294	Lever	2.2 - 11.5	0.25 - 1.3	900	600	235	9.3	1.5	1/4" Hex	CLT-60	OR PS-55
SSCR-7000-ESD	64295	Lever	2.7 - 17.7	0.3 - 2.0	750	—	255	10.0	1.7	1/4" Hex	CLT-60	—

Section 6: Soft Stop Shock Absorbing Clutch Type Electric Screwdrivers Premium Screwdrivers



HIOS® SS Series

- BL-2000SS has a brushless motor, SS-models are brush type
- Inline body style
- Soft stop shock absorbing clutch
- Full torque in reverse
- Ideal for assembling shock sensitive components such as hard drives
- Less torque reaction
- 4 mm drive type is a HIOS® drive (wing style)
- RoHS compliant and CE certified



BL-2000SS



SS-6500



CLT-60 (ASG #65520)



PS-55 (ASG #65700)

Model Number	ASG Number	Operation	Torque Range		Speed (RPM)		Length		Weight lb.	Drive Type	Power Supply	
			lbf.in	N.m	HI	LOW	mm	in.			HIOS OR ASG	
BL-2000SS	65513	Lever	0.18 - 1.8	0.02 - 0.2	990	650	172	6.8	0.6	4 mm	T-70BL OR PS-55	
SS-2000	65525	Lever	0.18 - 1.8	0.02 - 0.2	680	490	166	6.5	0.4	4 mm	CLT-60 OR PS-55	
SS-3000	64285	Lever	0.18 - 1.8	0.02 - 0.2	1000	670	183	7.2	0.8	4 mm	CLT-60 OR PS-55	
SS-4000	64287	Lever	0.9 - 4.0	0.1 - 0.45	1000	690	197	7.8	0.9	1/4" Hex	CLT-60 OR PS-55	
SS-4000	64286	Lever	0.9 - 4.0	0.1 - 0.45	1000	690	197	7.8	0.9	4 mm	CLT-60 OR PS-55	
SS-6500	64134	Lever	2.2 - 11.5	0.25 - 1.3	900	600	235	9.3	1.5	1/4" Hex	CLT-60 OR PS-55	
SS-7000	64136	Lever	2.7 - 17.7	0.3 - 2.0	750	—	255	10.0	1.7	1/4" Hex	CLT-60	—

Section 7: Automatic Reversing Electric Screwdrivers Premium Screwdrivers

HIOS® SB Series

- Automatic reverse after reaching pre-set torque
- Ideal for installing helically wound (Heli-Coil®) threaded inserts
- Excellent for chasing threads after painting or coating
- Chuck and chuck key included
- Threaded mandrels for helically wound (Heli-Coil®) threaded inserts available
- Inline body style
- RoHS compliant



SB 400C



SB 650C



ASG #64166

Model Number	ASG Number	Operation	Torque Range		Speed (RPM)		Length		Weight lb.	Chuck Capacity	Power Supply
			lbf.in	N.m	HI	LOW	mm	in.			
SB-400C	64141	Lever	0.9 - 4.4	0.1 - 0.55	1000	670	220	8.7	1.0	5/32"	SBT-50
SB-650C	64143	Lever	2.7 - 14.2	0.3 - 1.6	900	600	295	11.6	1.7	1/4"	SBT-50

Mandrels for SB Series

ASG Number	Thread Size
64702	2 - 56
64704	4 - 40
64706	6 - 32
64708	8 - 32
64710	10 - 24
64730	10 - 32



Section 8: Electric Screwdriver Accessories

Pistol Grip Attachment Kits



ASG #64341

Pistol grip attachment kits convert an in-line screwdriver or push-to-start tool to a pistol grip. Kits are compatible with specific screwdrivers or series. Visit our website to view individual item specifications for compatible screwdrivers.

ASG Number	For Use With
64341	A-6500, A-6500HT, CL-6000, CL-6500, CL-7000, CL-7000HT, SS-6500, SS-7000, SB-650C
64243	VZ Series
65508	BL-7000, BL-7000HT
65640	CL-4000, A-4500, SS-4000, TL-3000, TL-6500
68660	TLB-C630P
68661	TLB-C630L
724003	BLG-5000 Series

Right Angle Drive Kits

- For restricted access locations
- Easily mounts onto nose of screwdriver
- Used on 1/4" hex drive models

ASG Number	Max Torque		For Use With
	lbf.in	N.m	
64323	10.6	1.2	A-6500, A-6500HT, CL-6000, CL-6500, CL-7000, SS-6500, SS-7000
64320	15.9	1.8	VZ Series
65642	17.0	1.9	TL Series
68640*	—	—	TLB-C412L, TLBC-419L, TLB-D412L, TLB-D412LH, TLB-419L
68641*	—	—	TLB-C630L, TLB-D630LH, TLB-D650L

* Max torque is the max torque of the tool. 1000 RPM or less models only, output torque may be reduced up to 40%

Electric Screwdriver Accessories

Torque Locking Options



ASG #64244



ASG #65644

ASG Number	Description	For Use With
64220	Tamper-Resistant Nut	A-4500, A-5000, CL-3000, CL-4000, SS-3000, SS-4000
64233	Tamper-Resistant Nut	CL-6000, CL-6500, CL-7000, CL-7000HT, SS-6500, SS-7000
64244	Torque Cover and Flange	VZ Series
64240	Torque Cover without Flange	VZ Series
64900	Lock Set - Set Screw and Wrench	CL-6000, CL-6500, CL-7000, CL-7000HT, SS-6500, SS-7000
64402	Tamper-Resistant Torque Cover	BL-5000
64404	Tamper-Resistant Torque Cover	BL-7000
65534	Torque Cover	ES Series
65644	Torque Cover	TL Series
65550	Torque Cover	AC Series

Push-to-Start Adapter Kits

- Converts standard inline screwdriver to push-to-start

ASG Number	For Use With
64342	A-4500, A-5000, CL-4000, SS-4000
64343	CL-3000, SS-3000



ASG #64342

Flared Front Cover Ring

- Helps operator increase downward pressure without slippage
- Only one VZ accessory can be used at one time

ASG Number	For Use With
64245	VZ Series



ASG #64245

Cushion Grip

- Slips on for soft gripping surface
- Only one VZ accessory can be used at one time

ASG Number	For Use With
64249	VZ Series Push-to-Start



ASG #64249

Electric Screwdriver Accessories

Torque Reaction Assemblies



ASG #64247

- Absorbs torque reaction force to reduce operator fatigue
- May be used with a tool support stand and a balancer
- Only one VZ accessory can be used at one time

ASG Number	For Use With
64247	VZ Series Lever Start
64248	VZ Series Push-to-Start

Tool Holsters



ASG #65641

Tool holsters for electric screwdrivers provide ready to use convenience. Tool holsters are compatible with specific screwdrivers or series.

ASG Number	For Use With
65641	A-4500, A-5000, BL-2000, CL-2000, CL-3000, CL-4000, SS-2000, SS-3000, SS-4000, TL-3000, TL-6500
68666	TLB Series

Tool Power Cords



ASG #64183

ASG Number	Cord Length ft.	For Use With	Number of Pins
Tool to Power Supply Cords			
64181	4	A, BL, BLG (Standard Series), CL, SS and TL Series	5
64182	6	A, BL, BLG (Standard Series), CL, SS and TL Series	5
64183	10	A, BL, BLG (Standard Series), CL, SS and TL Series	5
728110	6	TL Series	5
723996	6.5	BLG-BC1, BLG-BC2, BLG-OPC Series	6
68664	10	TLB Series	6
68665	20	TLB Series	6
Tool to Power Supply Coil Cord			
64184	24.6	A, BL, BLG (Standard Series), CL, SS and TL Series	5
Tool to Power Supply ESD Cord			
64196	6.5	A, BL, CL, SS and TL ESD Series	5
Extension Cord			
64180	10	A, BL, BLG (Standard Series), CL, SS and TL Series	5

Electric Screwdriver Accessories

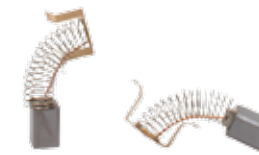
Vacuum Pump



ASG #64316

- ASG #64316
- Operates up to two vacuum pick-up screwdrivers from a single pump
- 110 V; 220V available

Brush Sets



ASG #721426

ASG Number	For Use With
721426	A-4500, A-5000, CL-3000
721409	CL-4000, SS-4000
721601	A-6500, CL-6000, CL-6500, CL-7000, SS-6500, SS-7000
722918	CL-9000
723492	VZ Series
728112	TL Series

Brush Caps




ASG #721408

ASG Number	For Use With
721408	CL-4000, SS-4000
721602	A-6500, CL-6000, CL-6500, CL-7000, SS-6500, SS-7000
721077	A-4500
721630	A-6500
723494	VZ Series
728114	TL Series
732104	AC Series

Electric Screwdriver Accessories

Vacuum Pick-Up Adapter Kits



- Mounts easily to most BL, CL, SS, A, TL and VZ Series tools
- Allows pick-up of non-ferrous screws
- Increases productivity
- Contact ASG for additional information

ASG Number	For Use with Models	Drive Type	Bit Length
65502	BL-5000, BLG-5000	4.0 mm	40 mm
65507	BL-7000	5.0 mm	80 mm
64314	BL-2000, CL-2000	4.0 mm	60 mm
64319	A-4500, A-5000, CL-3000, CL-4000, SS-4000, SS-3000	4.0 mm	60 mm
64322	A-6500, A-6500HT, CL-6000, CL-6500, CL-7000, SS-6500, SS-7000, CL-7000HT with M 24x1.5 Torque Adjustment Bolt Thread	5.0 mm	80 mm
64246	VZ-1820, VZ-3012, VZ-4506	5.0 mm	100 mm
64333	SS-6500-ESD, SS-7000-ESD	5.0 mm	80 mm
65643	TL Series		
64329	BLG-4000 (60mm length bit)	4.0 mm or 1/4" Hex	60 mm
65592	BL-5000 and BLG-5000 (1/4" hex bit)	1/4" Hex	40 mm
65593	BL, 5000, BL-5000-ESD and BLG-5000	4.0 mm	40 mm
65594	BL-5000, and BLG-5000 (4.0mm)	4.0 mm	60 mm
65595	BL-5000 and BLG-5000 (4.0mm models only) ESD	4.0 mm	60 mm
65653	BTL-02A and BTL-03A		

Finders

- Many pre-bored finders for common screw sizes available
- Custom finders designed for non-standard applications available
- Blank finders available for do-it-yourself machining to fit your screw sizes
- Contact ASG for additional information

Section 9: Power Supplies for Electric Screwdrivers

Single Tool Control



ASG #65520



ASG #65526



ASG #64273



ASG #65710



ASG #65708

CLT-60 and CLT-80

- **CLT-60:** Use with A, CL, SS, and TL Series. Not compatible with CL-9000 or A-6500HT.
- **CLT-80:** Use with CL-9000
- Fused input voltage, circuit breaker protected output voltage
- Switchable output voltage gives two-speed option
- CE certified, RoHS compliant, UL listed

Model Number	ASG Number	Input Voltage	Approximate Output Voltage	Dimensions
		VAC	VDC	in.
CLT-60	65520	100-240	20/30	3.5 x 8.3 x 2.0
CLT-80	65526	100-240	20/30	4.5 x 8.5 x 2.0

T-70BL

- Use with BL, BLG¹ and PG Series tools
- ¹Please Note: Use only DC30V HI with BLG-15, BLG-18, and BLG-HT models. These models may not perform properly on LOW setting.
- Switchable output voltage provides two-speed option
- CE certified, RoHS compliant, UL listed

Model Number	ASG Number	Input Voltage	Approximate Output Voltage	Dimensions
		VAC	VDC	in.
T-70BL	64273	100-240	20/30	3.5 x 8.3 x 2.0

BTL-5A and BTL-2A24

- **BTL-5A:** Use with BTL-5, BTL-10, BTL-15, BTL-20, and BTL-30
- **BTL-2A24:** Use with BTL-02A and BTL-03A
- Switchable output voltage gives two-speed option
- CE certified

Model Number	ASG Number	Input Voltage	Approximate Output Voltage	Dimensions
		VAC	VDC	in.
BTL-5A	65710	90-240	25/30	3.4 x 6.6 x 2.2
BTL-2A24	65708	90-240	18/24	5.0 x 2.5 x 2.5

Power Supplies for Electric Screwdrivers Single Tool Control



ASG #65700



ASG #65706



ASG #65703



ASG #68634



ASG #68638

PS-55, PS-55 SS, and PS-55C

- **PS-55 and PS-55 SS:** Use with A, BL, BLG, CL, SS, TL Series tools up to 15 lbf.in. Not compatible with A-6500, A-6500HT, CL-7000, CL-7000HT or CL-9000 Series
- **PS-55C:** Use with BL-2000, CL-2000, CL-3000, CL-4000, TL-3000, SS-3000, and SS-4000
- PS-55 SS model combines features of PS-55 with variable speed and slow start
- Standard clutch signal output, can be used with counters or PLC's
- Switchable output voltage gives two-speed option
- Circuit breaker protected
- Optional signal cable available, ASG # 65705
- CE certified

Model Number	ASG Number	Input Voltage	Approximate Output Voltage	Dimensions
		VAC	VDC	in.
PS-55	65700	110 - 230	20/30	7.1 x 3.5 x 4.0
PS-55 SS	65706	110 - 230	20/30	7.1 x 3.5 x 4.0
PS-55C	65703	110	20/30	4.1 x 2.4 x 2.4

TLB-PS61 and TLB-PS801

- **TLB-PS61:** Use with TLB-C203 through TLB-C419 and TLB-D412
- **TLB-PS801:** Use with TLB-C630 through TLB-C9180 and TLB-D630 through TLB-D650
- Switchable output voltage gives two-speed option
- CE certified, RoHS compliant, UL listed

Model Number	ASG Number	Input Voltage	Approximate Output Voltage	Dimensions
		VAC	VDC	in.
TLB-PS61	68634	110 - 230	24/32	5.7 x 2.4 x 1.4
TLB-PS801	68638	115 - 230	30/40	8.4 x 5.2 x 2.7

Power Supplies for Electric Screwdrivers Single Tool Control with Screw Counter



ASG #915865



ASG #65704



ASG #68632



ASG #68639

BLOP-STC3

- Use with one BLG Series driver. If used with BC1 or BC2 series, turn off counter function on tool.
- Switchable output voltage provides two-speed option
- Buzzer to indicate screw tightening complete and count timer function, counts number of times screw tightened from 1 to 99
- Control input, output, and error output
- CE Certified, RoHS compliant

Model Number	ASG Number	Input Voltage	Approximate Output Voltage	Dimensions
		VAC	VDC	in.
BLOP-STC3	915865	110 - 240	20/31	5.0 x 8.2 x 3.0

CLT-70STC3

- Use with A, CL, SS and TL Series. Not compatible with CL-9000 series
- Auto reset function
- Buzzer to indicate screw tightening complete and count timer function, counts number of times screw tightened from 1 to 99
- No reverse count timer
- CE certified, RoHS compliant

Model Number	ASG Number	Input Voltage	Approximate Output Voltage	Dimensions
		VAC	VDC	in.
CLT-70STC3	65704	100 - 240	20/31	5.0 x 8.2 x 3.0

TLB-PS61-C and TLB-PS801-C

- **TLB-PS61-C:** Use with TLB-C203 through TLB-C419 and TLB-D412
- **TLB-PS801-C:** Use with TLB-C630 through TLB-C9180 and TLB-D630 through TLB-D650
- Includes complete error-proofing features
- CE certified, RoHS compliant, UL listed

Model Number	ASG Number	Input Voltage	Approximate Output Voltage	Dimensions
		VAC	VDC	in.
TLB-PS61-C	68632	100/240	24/32	7.9 x 5.1 x 3.9
TLB-PS801-C	68639	100/240	40/32/24	9.7 x 5.1 x 3.9

Power Supplies for Electric Screwdrivers

Single Tool Control with Process Outputs



ASG #65707

PS-55AT

- Designed for automation and PLC-based applications
- Error-proofing capabilities for process verification
- High and low speed settings
- LED visual indicators for start, stop and cycle complete
- Use with A, BL, CL, SS, and TL Series up to 15 lbf.in. Not compatible with A-6500, A-6500HT, CL-7000, or CL-9000 series
- Inputs for tool enable and disable, outputs for cycle complete
- Switchable two-speed output delivers a full 30 VDC on "HI" setting – extra voltage when needed for optimal performance
- Optional: Counts the quantity of finished batches and the number of screws to be installed into a single product when used with STC-02 screw counter (must be purchased separately – ASG #65646)

Model Number	ASG Number	Input Voltage	Approximate Output Voltage	Dimensions
		VAC	VDC	in.
PS-55AT	65707	120 - 240	20/30	3.5 x 7.1 x 4.0

Power Supplies for Electric Screwdrivers

Multiple Tool Control



ASG #65702

PS-110

- Use with A, BL, CL, SS, and TL Series up to 15 lbf.in. Not compatible with A-6500, A-6500HT, BL-7000, or CL-9000 series
- Switchable output voltage gives two-speed options
- Operates up to two screwdrivers

Model Number	ASG Number	Input Voltage	Approximate Output Voltage	Dimensions
		VAC	VDC	in.
PS-110	65702	110 - 240	20/30	7.1 x 3.5 x 4.0

Power Supplies for Electric Screwdrivers

Single Tool Control for Automatic Reversing Screwdrivers



ASG #64166

SBT-50

- Use with SB Series screwdrivers
- Reverses screwdriver at pre-set torque
- Input/output protection
- Fused input voltage, circuit breaker protection on output voltage
- Switchable output voltage gives two-speed options
- 220V available
- RoHS compliant

Model Number	ASG Number	Input Voltage	Approximate Output Voltage	Dimensions
		VAC	VDC	in.
SBT-50	64166	120	20/30	4.1 x 7.2 x 3.6

Section 10: Tool Torque Charts

Torque (lbf.in)	1	2	3	4	5	6	7	8	9	10	11	12	13	14	15	16	17	18	19	20	21	22	23	24	25	26	27	28	29	30	31	32	Max. Speed (RPM)																			
ASG Brushless Electric Screwdrivers																																																				
BTL-02A	0.18 - 1.3 lbf.in (0.02 - 0.15 N.m)																																													750						
BTL-03A	0.4 - 2.7 lbf.in (0.05 - 0.30 N.m)																																																750			
BTL-05	0.4 - 4.9 lbf.in (0.05 - 0.55 N.m)																																																	1000		
BTL-10	0.9 - 10.6 lbf.in (0.1 - 1.2 N.m)																																																		1000	
BTL-15	1.8 - 15.9 lbf.in (0.2 - 1.8 N.m)																																																		850	
BTL-20	2.7 - 17.7 lbf.in (0.3 - 2.0 N.m)																																																			950
BTL-30	4.4 - 26.5 lbf.in (0.5 - 3.0 N.m)																																																			950
TLB-C203	0.18 - 3.0 lbf.in (0.02 - 0.34 N.m)																																																			370
TLB-C210	0.9 - 8.7 lbf.in (0.1 - 0.98 N.m)																																																			1000
TLB-C412L	1.32 - 10.4 lbf.in (0.15 - 1.18 N.m)																																																			1000
TLB-C412PH	1.8 - 10.4 lbf.in (0.2 - 1.18 N.m)																																																			2000
TLB-C419	2.6 - 16.5 lbf.in (0.29 - 1.86 N.m)																																																			1000
TLB-C630	8.7 - 26.0 lbf.in (0.98 - 2.94 N.m)																																																			1000
TLB-C960																	17.7 - 53.1 lbf.in (2.0 - 6.0 N.m)										up to 53.1 lbf.in						1000																			
TLB-C990																											26.6 - 79.7 lbf.in (3.0 - 9.0 N.m)						up to 79.7 lbf.in	800																		
TLB-C9120																																	35.4 - 106.2 lbf.in (4.0 - 12.0 N.m)	550																		
TLB-C9180																																	53.1 - 159.3 lbf.in (6.0 - 18.0 N.m)	350																		
TLB-D412LH	1.32 - 10.4 lbf.in (0.15 - 1.18 N.m)																																																	1400		
TLB-D412PH	1.8 - 10.4 lbf.in (0.2 - 1.18 N.m)																																																		1400	
TLB-D419	2.6 - 16.5 lbf.in (0.29 - 1.86 N.m)																																																			1000
TLB-D630	8.7 - 26.0 lbf.in (0.98 - 2.94 N.m)																																																			2000
TLB-D650																	17.3 - 43.4 lbf.in (1.96 - 4.9 N.m)										up to 43.4 lbf.in						1000																			
HIOS® Brushless Electric Screwdrivers																																																				
BL-2000	0.1 - 1.8 (0.02 - 0.2 N.m)																																																	990		
BL-5000	1.8 - 10.6 lbf.in (0.2 - 1.2 N.m)																																																		900	
BL-7000																	6.2 - 24.8 lbf.in (0.7 - 2.8 N.m)																960																			
BL-7000HT																	6.2 - 31.0 lbf.in (0.7 - 3.5 N.m)																700																			
BLG-4000	0.9 - 4.9 lbf.in (0.1 - 0.55 N.m)																																																		1000	
BLG-5000	1.8 - 10.6 lbf.in (0.2 - 1.2 N.m)																																																			1000
BLG-5000-15	2.7 - 8.85 lbf.in (0.3 - 1.0 N.m)																																																			1500
BLG-5000-18	4.4 - 13.3 lbf.in (0.5 - 1.5 N.m)																																																			1800
BLG-5000HT	4.7 - 17.7 lbf.in (0.5 - 2.0 N.m)																																																			730
PG-3000	1.8 - 4.9 lbf.in (0.2 - 0.55 N.m)																																																			980
PG-5000	3.5 - 10.6 lbf.in (0.4 - 1.2 N.m)																																																			900
PG-7000	6.2 - 24.8 lbf.in (0.7 - 2.8 N.m)																																																			960
ASG Brush Type																																																				
TL-3000	0.4 - 2.2 lbf.in (0.05 - 0.25 N.m)																																																		1000	
TL-6500	1.8 - 17.7 lbf.in (0.2 - 2.0 N.m)																																																			700

Tool Torque Charts

Torque (lbf.in)	1	2	3	4	5	6	7	8	9	10	11	12	13	14	15	16	17	18	19	20	21	22	23	24	25	26	27	28	29	30	31	32	Max. Speed (RPM)	
HIOS® Brush Type Electric Screwdrivers																																		
CL-2000	0.18 - 1.8 lbf.in (0.02 - 0.2 N.m)																															680		
CL-3000	0.27 - 1.8 lbf.in (0.03 - 0.2 N.m)																															1000		
CL-4000	0.9 - 4.9 lbf.in (0.1 - 0.55 N.m)																															1000		
CL-6000	1.8 - 8.85 lbf.in (0.2 - 1.0 N.m)																															800		
CL-6500	2.7 - 14.2 lbf.in (0.3 - 1.6 N.m)																															900		
CL-7000	2.7 - 22.1 lbf.in (0.3 - 2.5 N.m)																															750		
CL-7000HT	2.7 - 22.1 lbf.in (0.3 - 2.5 N.m)																															480		
CL-9000-PS																	10.6 - 44.3 lbf.in (1.2 - 5.0 N.m)										up to 44.3 lbf.in						530	
CL-9000-HT																	10.6 - 70.8 lbf.in (1.2 - 8.0 N.m)										up to 70.8 lbf.in						330	
A-4500	3.5 - 7.1 lbf.in (0.4 - 0.8 N.m)																															1700		
A-5000	3.5 - 10.6 lbf.in (0.4 - 1.2 N.m)																															1000		
A-6500	4.4 - 16.0 lbf.in (0.5 - 1.8 N.m)																															1700		
A-6500HT	4.4 - 31.0 lbf.in (0.5 - 3.5 N.m)																															750		
HIOS® Direct Plug-In Electric Screwdrivers																																		
VB-1820	3.5 - 16.0 lbf.in (0.4 - 1.8 N.m)																															2000		
VB-3012	4.4 - 26.6 lbf.in (0.5 - 3.0 N.m)																															1200		
VB-4504																	8.85 - 39.8 lbf.in (1.0 - 4.5 N.m)										up to 39.8 lbf.in						400	
VBH-1820																											26.6 - 70.8 lbf.in (3.0 - 8.0 N.m)						up to 70.8 lbf.in	470
VBH-3012																											35.4 - 88.5 lbf.in (4.0 - 10.0 N.m)						270	
VZ-1820	3.5 - 16.0 lbf.in (0.4 - 1.8 N.m)																															2000		
VZ-3012																	8.0 - 26.6 lbf.in (0.9 - 3.0 N.m)																1200	
VZ-3012LT	3.5 - 16.0 lbf.in (0.4 - 1.8 N.m)																															1200		
VZ-4506																	8.85 - 39.8 lbf.in (1.0 - 4.5 N.m)										up to 39.8 lbf.in						600	
VZH-1820																											26.6 - 70.8 lbf.in (3.0 - 8.0 N.m)						up to 70.8 lbf.in	470
VZH-3012																											35.4 - 88.5 lbf.in (4.0 - 10.0 N.m)						270	
ASG Direct Plug-In Electric Screwdrivers																																		
ES-2001	0.9 - 10.4 lbf.in (0.1 - 1.17 N.m)																															1000		
AC-1110	1.8 - 8.9 lbf.in (0.2 - 1.0 N.m)																															1000		
AC-1120	2.7 - 17.7 lbf.in (0.3 - 2.0 N.m)																															1000		
AC-1120HS	3.5 - 17.7 lbf.in (0.4 - 2.0 N.m)																															2200		
AC-1130	3.5 - 26.0 lbf.in (0.4 - 3.0 N.m)																															1000		
AC-1155																	8.9 - 48.7 lbf.in (1.0 - 5.5 N.m)										up to 48.7 lbf.in						400	
ED-3001PSESD	1.8 - 10.6 lbf.in (0.2 - 1.2 N.m)																															1000		
HIOS® Soft Stop Clutch Electric Screwdrivers																																		
SS-2000	0.18 - 1.8 lbf.in (0.02 - 0.2 N.m)																															680		
SS-3000	0.18 - 1.8 lbf.in (0.02 - 0.2 N.m)																															1000		
SS-4000	0.9 - 4.0 lbf.in (0.1 - 0.45 N.m)																															1000		
SS-6500	2.2 - 11.5 lbf.in (0.25 - 1.3 N.m)																															900		
SS-7000	2.7 - 17.7 lbf.in (0.3 - 2.0 N.m)																															750		
HIOS® Self-Reversing Electric Screwdrivers																																		
SB-400	0.9 - 4.4 lbf.in (0.1 - 0.55 N.m)																															1000		
SB-650	2.7 - 14.2 lbf.in (0.3 - 1.6 N.m)																															900		

Section 11: Tool and Power Supply Schematics

BL Series

Tool	Power Supply
BL-2000	T-70BL
	PS-55C
	PS-55
BL-5000, BL-7000, BL-7000HT	T-70BL
	PS-55*

BLG Series

BLG Series		
Tool	Power Supply	
BLG-4000	T-70BL	
	PS-55	
BLG-5000	T-70BL	
	PS-55	
BLG-BC1 Series		
Tool	Power Supply	
BLG-4000BC1	T-70BL	
	PS-55	
BLG-5000BC1	T-70BL	
	PS-55	
BLG-BC2 Series		
Tool	Power Supply	
BLG-4000BC2	T-70BL	
	PS-55	
BLG-5000BC2	T-70BL	
	PS-55	
BLG-BC2	I/O Box	
	PC	
	PLC	
BLG-OPC Series		
Tool	Output/Counter	Power Supply
BLG-4000OPC	BLOP-AF Signal Output	T-70BL
		PS-55
BLG-4000OPC	BLOP-SC1 Counter	T-70BL
		PS-55
BLG-4000OPC	BLOP-SC3 Mini Counter	T-70BL
		PS-55
BLG-4000OPC	BLOP-STC3 Counting Power Supply	

BLG Series (Cont.)

BLG-OPC Series (Continued)		
Tool	Output/Counter	Power Supply
BLG-5000OPC	BLOP-AF Signal Output	T-70BL
BLG-5000OPC	BLOP-SC1 Counter	T-70BL
BLG-5000OPC	BLOP-SC3 Mini Counter	T-70BL
BLG-5000OPC	BLOP-STC3 Counting Power Supply	

PG Series

Tool	Power Supply
PG Series	T-70BL
	PS-55*

BTL Series

Tool	Power Supply
BTL-02A, BTL-03A, BTL-02AQ BTL-03AQ	BTL-2A24
BTL-05, BTL-10, BTL-15, BTL-20, BTL-30	BTL-5A

TLB-C Series

Tool	Power Supply
TLB-C203, TLB-C210, TLB-C412, TLB-C419	TLB-PS61
	TLB-PS61-C Counting Power Supply
TLB-C630, TLB-C960, TLB-C990, TLB-C9120, TLB-C9180	TLB-PS801
	TLB-PS801-C Counting Power Supply

TLB-D Series

Tool	Power Supply
TLB-D412, TLB-D419	TLB-PS61
TLB-D630, TLB-D650	TLB-PS801

A, CL, and SS Series

Tool	Output/Counter	Power Supply
CL-2000, CL-3000, CL-4000, SS-3000, SS-4000	—	PS-55C
A-Series, CL Series through CL-7000HT, and SS Series	—	CLT-60
	CLT-70STC3 Counting Power Supply	
	STC-02	PS-55*
	PS-55AT Power Supply with I/O	
CL-9000 and CL-9000HT	CLT-80	

TL Series

Tool	Output/Counter	Power Supply
TL-3000	—	PS-55C
		PS-55
TL Series	—	PS-55
	STC-02	PS-55
	CLT-70STC3 Counting Power Supply	

SSCR Series

Tool	Power Supply
SSCR-3000, SSCR-4000	CLT-60
	PS-55C
	PS-55
SSCR-6500	CLT-60
	PS-55*
SSCR-7000	CLT-60

SB Series

Tool	Power Supply
SB	SBT-50

* PS-55 power supplies work with tools up to 15 lbf.in

Section 12: Warranty and Repair

Warranty Information

ASG, Division of Jergens, Inc. warrants to the original purchaser buying an ASG product with the intention of use rather than for resale, for a period of:

Two years:

HIOS® Electric Screwdrivers including A, BL, CL, SS, SSCR, SB
HIOS® Power Supplies

One year:

HIOS® VZ AND VB Series
ASG BTL, TL, TLB, ES, ED, AC Series
ASG Power Supplies
Excludes driver and power pack used in automate applications

Six months:

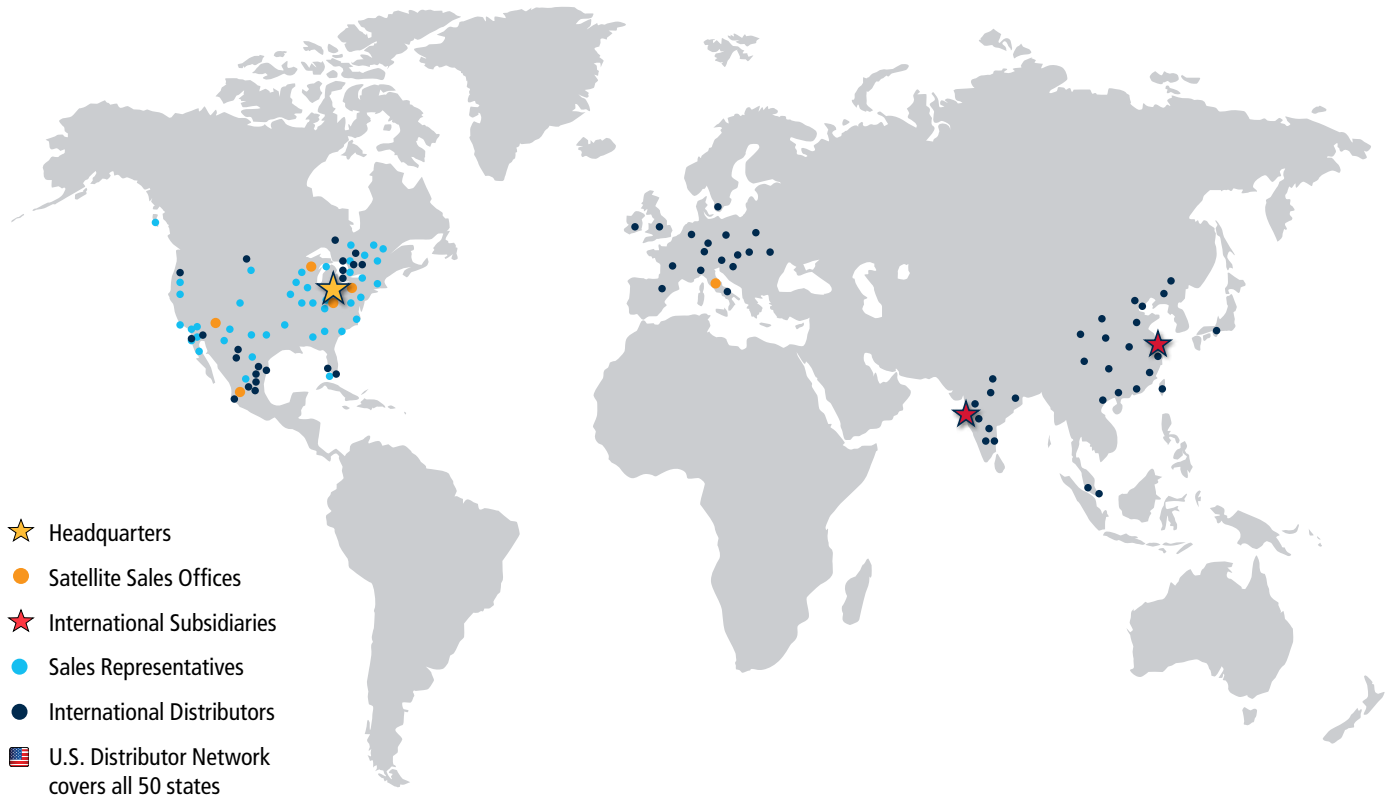
ASG will repair and replace those items found to be defective or otherwise fail to conform, or at ASG's option, repay the price paid for the item. The Buyer's remedies with respect to any item found to be defective or otherwise not conform shall be limited EXCLUSIVELY to the right of replacement or repayment. In no event shall ASG be liable for any incidental special or consequential damages or for damages in the nature of penalties.

Disclaimer: Seller makes no other warranty whatever, expressed or implied, and all implied warranties of merchantability and fitness for a particular purpose are disclaimed and excluded from this transaction and shall not apply to the goods sold hereunder.

Repair Information

At ASG, Division of Jergens, Inc., we strive to provide you with the best technical repair and calibration services as fast as possible. Our staff includes a team of experienced technicians who can provide service assistance with nearly any tool. We can repair products that we sell and calibrate most brands of torque meters and torque control screw drivers. Whether the need is repair, preventative maintenance, reconditioning or calibration and certification, ASG is committed to providing service to the highest quality standards.

ASG in-house technicians provide live technical and troubleshooting assistance from our Cleveland location at (888) 486-6163, Monday through Friday from 8a.m. to 5p.m. (Eastern) excluding holidays. Visit our website for more information.



Our footprint covers the globe!

Global Support

ASG employs a team of technical experts to provide support, repair, calibration and preventative maintenance services. We welcome the opportunity to provide assistance by telephone or online chat Monday through Friday, 8 a.m. to 5 p.m. (U.S. Eastern Time) excluding holidays.

ASG maintains subsidiaries in Shanghai, China and Mumbai, India, and sales offices in Mexico and Europe to provide direct support to our international customers. We work together with our global Field Sales Representative and Distributor Network to help customers standardize their assembly equipment and processes around the world.

Distributor:



Products and Solutions for Assembly

April 2018

ASG USA Headquarters
 Jergens Way, 15700 S. Waterloo Road
 Cleveland, OH 44110-3898 USA
 Phone: (216) 486-6163
 Toll-free USA: (888) 486-6163
 Fax: (216) 481-4519
 Email: asginfo@asg-jergens.com

ASG China Subsidiary
 Unit 301 Level 3, Block A
 A-REIT City at Jinqiao, 200 Jinsu Road,
 Shanghai, Pudong 201206 CHINA
 Phone: +86 21 58209175
 Fax: +86 21 58353696
 Email: rafael.qi@asg-jergens.com

ASG India Subsidiary
 B-607, Mahaavir Icon,
 Plot No. 89, Sector 15, C.B.D. Belapur
 Navi Mumbai-400 614, Maharastra INDIA
 Phone: +91 22 27572998
 Mobile: +91 98 334 04986
 Email: jpk@asg-jergens.com