

FIXED HEADS

FOR NTL - SERIES TORQUE WRENCHES

(Part number indicates opening or drive size)

Open End Heads

TOE 1/8
TOE 5/32
TOE 3/16
TOE 7/32
TOE 1/4
TOE 9/32
TOE 5/16
TOE 11/32
TOE 3/8
TOE 7/16
TOE 1/2



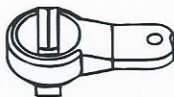
Flair Nut Heads

TFH 1/4
TFH 5/16
TFH 3/8
TFH 7/16
TFH 1/2



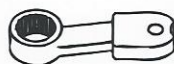
Ratchet Heads

TRH 1/4
TRH 3/8



Box Heads

TBH 3/16
TBH 7/32
TBH 1/4
TBH 9/32
TBH 5/16
TBH 11/32
TBH 3/8
TBH 7/16
TBH 1/2



Insert Bit Adapter

TS 825



Speed Heads

TOE 5/16-S
TOE 3/8-S
TOE 7/16-S
TOE 1/2-S
TOE 9/16-S
TOE 5/8-S



Blank Cam

20400



Notes:

- For Hex Key and Square Drive Heads, use the insert bit adapter with the appropriate bit.
- **Metric Size Heads**
Use existing prefix plus metric size
Example: TOE 7mm

INTERCHANGEABLE HEADS*

FOR NTC & NTQ - SERIES TORQUE WRENCHES

(Part number indicates opening or drive size)

Open End Heads

QTOE 1/8
QTOE 5/32
QTOE 3/16
QTOE 7/32
QTOE 1/4
QTOE 9/32
QTOE 5/16
QTOE 11/32
QTOE 3/8
QTOE 7/16
QTOE 1/2



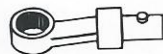
Flair Nut Heads

QTFH 1/4
QTFH 5/16
QTFH 3/8
QTFH 7/16
QTFH 1/2



Box Heads

QTBH 3/16
QTBH 7/32
QTBH 1/4
QTBH 9/32
QTBH 5/16
QTBH 11/32
QTBH 3/8
QTBH 7/16
QTBH 1/2



Insert Bit Adapter**

QTS 825



Speed Heads

QTOE 5/16-S
QTOE 3/8-S
QTOE 7/16-S
QTOE 1/2-S
QTOE 9/16-S
QTOE 5/8-S



Ratchet Heads

QTRH 1/4
QTRH 3/8



Blank Head Adapter

20401



*All heads are interchangeable with Utica "A" size series.

**The Insert Bit Adapter Head has a different length than all other heads and therefore will produce different torque values when used with a wrench that has been calibrated with any of the other interchangeable heads.

Notes:

- For Hex Key and Square Drive Heads, use the insert bit adapter with the appropriate bit.
- **Metric Size Heads**
Use existing prefix plus metric size
Example: TOE 7mm